

stargate *S11*



FROM AQUARAMA CREATIVITY AND INNOVATION
THE FUTURE TAKES SHAPE



AQUARAMA®
CAR WASH SYSTEM



stargate *S11*

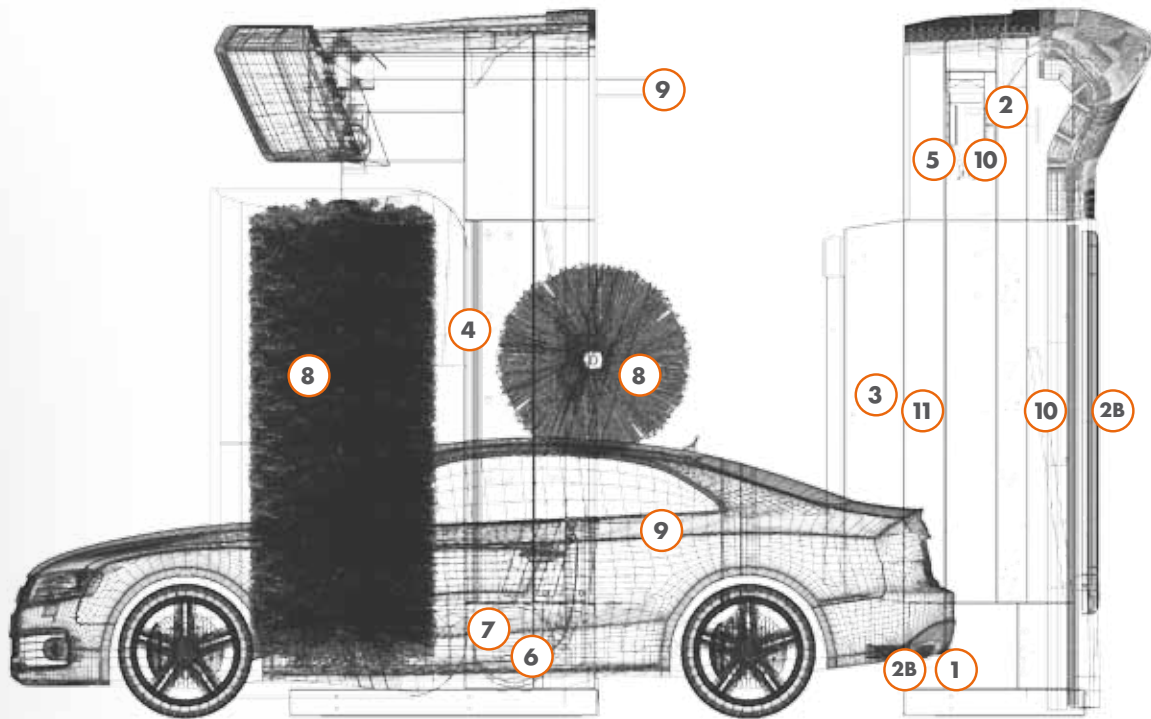
INNOVATIVE TECHNOLOGICAL SOLUTIONS

TECHNOLOGY BUILT TO LAST

HIGH QUALITY WASHING



REDUCED TIME AND QUALITY MAINTAINING THE CORRECT PHILOSOPHY OF WASHING



- 1 Wheels
- 2 Insects
- 2B Insects
(with Photocells' Barrier)
- 3 Foam
- 4 Side High Pressure
- 5 Top High Pressure
- 6 Rotating HP
- 7 Wash Wheels
- 8 Brushes
- 9 Wax
- 11 Polish
- 10 Drying



Four frequency converters

The four frequency converters allow a rapid smooth pass, for a precise wash on every part of the vehicle.



Drive and lift sensor

Measurement of movements with two sensors for maximum precision and reliability.



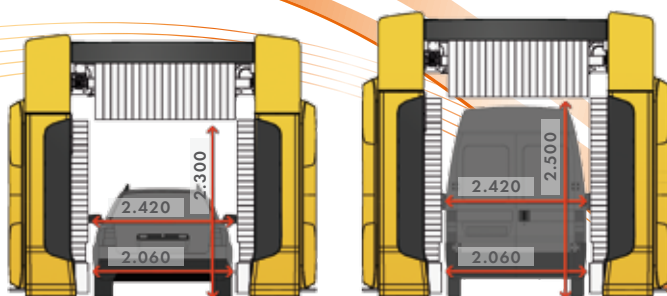
Low maintenance thanks to self-lubricating materials

Innovative materials for silent movements requiring no lubrication or maintenance.



Security

Lifting belt loosening alarm.
Blade anti-fall locking system on drying.



More space for big vehicles

- Wide vehicle passage
- Can be installed in small wash bays




Wax application

The wax is applied using a contour following wax arch and laterally delivered by nozzles positioned close to the vehicle sides, for a perfect water-repellent effect.

Perfect drying in only one passage

Stainless steel horizontal blade following the vehicle profile, tilting to 3 positions. Inclined side vents. Four electric blowers 4 kW/each.



TILT AND LOCK

Sensitive side brushes

Tilting side brushes, electronically controlled, perfectly adapting to the profile of the car.

Photocells' Barrier (Optional)

Thanks to the photocells' barrier it is possible to detect any vehicle's shape, optimizing the horizontal brush contact and the drying blade pass.



Photocells'Barrier



High precision of detection

Automatic detection of particular shapes (I. E. Pickup, Skibox, Lightbars, etc.)

High Speed Detection

First pass of Drying Gantry up to 20 m/min.

High Smoothness of Functioning

Drying blade - Horizontal brush
Horizontal High Pressure

A WIDE RANGE OF ACCESSORIES, A FEW EXAMPLES...

High pressure system

Wheels



Tilting wheel washer with fully integrated rotating high pressure, for a thorough cleaning of rims, wheel arches and sills.

Fixed lateral



Located on intermediate mobile arch. Advanced position for a perfect pre-wash.

Horizontal contour following



High pressure on 2 positions tilling blade for a more efficient dirt removal.



CABINET



FRAME

High pressure pumps system

Choices of 84 or 126 liters high pressure pumps system, for a powerful pre-wash. Available in insulated outdoor cabinet or in frame for technical room.

Stainless steel wheel washer



The reversal of rotation and inclination of the brush allows a thorough cleaning of the rims of every dimension.



Wide traffic light with LEDs, sliding display. Perfect also in bright light conditions.

Brushes available

Polyethylene



The polyethylene brush guarantees a very good result with a moderate investment.

FilOK



Lighter and delicate when touching the car body. Large and flat the FilOK allows to accurately rub the surface.

Carlite brushes



New, light and softer in contact with the bodywork. HP prewash recommended.

Carlite Profile String



Unlike Carlite Profile, they have smaller strings for higher cleanliness of details. Recommended with high pressure.

Textile



Extremely thorough washing and exceptional polishing from this premium option. Long lasting. HP prewash recommended.

SELF SERVICE SYSTEM - CONTROL UNITS

It accepts



Codes



Smart Coin Card with a value or a program



Banknotes



Coins and/or tokens



Bancomat*
Only for Self Service Top Line

***Attention:** for each foreign country is required a feasibility study



Self Service Standard

It delivers



Receipt



Smart Coin Card
Only for Self Service Top Line



Coins and/or tokens
2 hoppers



Self Service Top Line

The control unit has been designed for simple and intuitive use.

Wide liquid crystal display.

Secure payment system for 24 hours use.

The operator can configure each passage to create personalized programs without need of an external PC

COLOURS AVAILABLE



Structure

- Hot dip galvanized and painted steel structure
- ABS plastic claddings (optional)
- Direct gantry drive with frequency converter
- High resistance rivets "aeronautic" type
- Stainless steel bolts

Vertical brushes

- Hot dip galvanized steel single cross beam
- Electrical positioning drive
- Double cross over on front and back of the vehicle
- Double inclination and locking by cylinder
- Electronic power control

Horizontal brush

- Electrical uplift with frequency converter
- Electronic power control
- Stainless steel sliding guides

Drying

- Contour following 3 positions tilting stainless steel horizontal blade
- Electric uplift with frequency converter
- Stainless steel sliding guides
- Side drying with 2 electric blowers.
- Security device anti-crush

Standard equipment

- Hydraulic system with dedicated solenoid valves and piping
- Shampoo dosing pump
- Wax dosing pump
- 2 single festoon supply systems (wall hanging)
- Control panel in dedicated wall box
- Fully integrated preset self-service kit

Technical features

Machine dimensions (in millimetres)

Washing height	2.300	2.500
Machine height	*3.300 (3.180)	*3.500 (3.380)
Machine width	*3.615 (3.500)	
Washing width	2.420	
Machine depth	*3.200 (2500)	
Machine weight	1.800 + 1.700	1.900 + 1800
Distance between rails	3.000 (2.500 upon demand)	
Rails length	12.000	

* Max dimensions with ABS claddings
() Dimensions with standard aluminium cladding

Hall or washing bay dimensions for vehicles 5 meters long (in millimetres)

Height	*3.400 (3.300)	*3.600 (3.500)
Width	**4.000 (4.500)	
Length	*11.700	**11.450 (11.300) ***(10.750)

* Dimensions with ABS claddings
** With optional safety anti-crush device.
() Dimensions with standard aluminium cladding

Technical data sheet

Drive speed	m/min	0-22
Water pressure	Bar	3-5
Air pressure	Bar	8
Voltage	V/Hz	400 3/N/PE 50
Total power	kW	25
Control voltage	V	24
Drying power	kW	4x4

High pressure pumps (optional)

Water high pressure	Bar	80
---------------------	-----	----

Data are merely indicative and are not bindin.

AQUARAMA SRL
LOCALITÀ PIANO, 38 - 12060 NOVELLO (CN) ITALIA
TEL. +39 0173 776822 - FAX. +39 0173 792501
www.aquarama.it - info@aquarama.it

Follow us on  